



JEANNEAU SUN ODYSSEY 350

SPECIFICATIONS

Overall length	10,40 m	34'1"
Overall Length with bowsprit	10,94 m	35'9"
Hull length	9,99 m	32'8"
Waterline length	9,38 m	30'9"
Beam	3,59 m	11'9"
Displacement light load with deep draft keel	5 656 kg	12 470 lbs
Standard keel draft	1,98 m	6'5"
Standard keel weight	1 580 kg	3 483 lbs
Shoal keel draft	1,49 m	4'9"
Shoal keel weight	1 860 kg	4 101 lbs
Lifting keel draft	1,28-2,54 m	4'2" - 8'4"
Lifting keel weight	1 522 kg	3 356 lbs

Fuel capacity	130 L	34 US gal
Water capacity	206 L	54 US gal
Water capacity (option)	336 L	89 US gal
Fridge capacity	100 L	26 US gal
Holding tank capacity	80 L	21 US gal
Standard mainsail horizontally-cut in High Strength Dacron*	31,60 m²	340 Sq ft
Standard headsail 110 % horizontally-cut in High Strength Dacron*	23,40 m²	252 Sq ft
CE category	A6 / B8 / C10 / D10	
Architect / Designer	Marc Lombard Yacht Design - Piaton Yacht Design - Jeanneau Design	



AN EXCEPTIONAL LEVEL OF EQUIPMENT

EXTERIOR

Sailing features

- Harken® deck hardware
- Aluminium classic mast
- Semi-battened mainsail and furling genoa with UV protection
- Standing rigging discontinuous stainless steel wire
- Heets lead back to the helm - German sheeting
- Twin rudders and textile lines

Construction

- Hull solid, hand-laid fibreglass, ISO gelcoat surface, protective barrier coat
- Injection-moulded deck offers better control over quality, appearance and structure. Weight reduction of almost 25% compared to a traditional deck

Cockpit

- One-level cockpit with dedicated sail handling areas
- Twin helms
- Leather-covered steering wheels
- Hinged companionway doors

Deck

- Flush deck hatches
- Long acrylic deck windows
- Stainless steel handrails on the coachroof
- Mooring cleats (x6)

INTERIOR

- One-level interior with no door sills
- Leather-wrapped handrails
- Direct and indirect LED lighting
- Large, double berths
- Fully-upholstered hull sides and ceiling
- Large storage spaces, seaworthy with fiddles

Galley

- Laminate white counter top, with fiddles
- Stainless steel sink
- Gimballed 2-burner stove with protective handrail
- Fridge 100 L / 26 US gal, 12 V with top access to better maintain the cold air
- Freezer compartment

Woodwork

- Woodwork in Alpi® Teak or grey Cedar
- UV stabilised varnish
- Ceruse light Oak laminate floorboards
- Numerous solid wood mouldings

TECHNICAL

Electrical

- 12 V electrical panel
- 125 Ah alternator and charge distributor / isolator
- Positive and negative battery cut-off switches to better protect battery banks

Water systems

- "Heavy-duty" water pump
- Chromed faucets
- Holding tank with gravity drain and deck fitting

Engine

Standard

- Yanmar Engine 3YM30AE Shaft Drive - 29 HP / 21 kW - Alternator 125 Ah
- Fixed 3-blade propeller
- Sound insulation

TRIM LEVELS AND PACKS

I TRIM LEVEL

	"PREMIERE"	"PREFERENCE"
• Rigid boom vang	•	•
• Counter top in Corian®, with fiddles	•	•
• Electric windlass 12 V 1000 W Lofrans® link 10 mm	•	•
• Second windlass control with chain counter	•	•
• USB plugs in the cabins	•	•
• 220 V shorepower with plugs at chart table, in the galley and cabins	•	•
• Navicolor battery monitoring	•	•
• 2-burner cooker and oven with grill function (replaces standard 2 burner cooker)	•	•
• Pre-fitting for 2 x additional 100 Ah batteries for domestic use	•	•
• Cockpit table with central storage compartment, handrail, cup holders	•	•
• 40 Ah battery charger	•	•
• Halyard bags in the cockpit		•
• Halyard bags on the roof		•
• Indirect LED lighting, and lamp on bulkheads		•
• LED courtesy lighting in the cockpit		•
• Jeanneau logo metal plate		•
• Upholstered bulkheads		•
• Signature clock and barometer set at the chart table		•
• Shades for hatches and ports and screens for hatches in saloon - cabins in standard		•

EXTERIOR AND TECHNICAL EQUIPMENT

I ARCHITECTURE

- Hull chine for improved stability and speed
- Long waterline for better speed while sailing and under power
- L-shaped cast iron keel less exposed to seaweed and lines
- High ballast-to-weight ratio
- Balanced rudders with stainless steel shafts

I SAILS

Standard

- Horizontally-cut in High Strength Dacron®
- Semi-battened mainsail 31,60 m² / 340 Sq ft
- Furling Genoa 110 % with UV protection 23,40 m² / 252 Sq ft

Options

- Lazy bag in Sunbrella® fabric with integrated lazy jacks
- Self-tacking jib with UV protection in triradial cut grey 17,30 m² / 186 Sq ft
- In mast furling horizontally-cut in High Strength Dacron® 26,30 m² / 283 Sq ft
- Code 0 in triradial cut Mylar/Aramid laminate 48,70 m² / 524 Sq ft, with continuous line furling gear

I SAIL HANDLING

Standard

- Genoa winches 2 x Harken® 40.2 STA winches for easy use at the helm stations
- Coachroof winch 1 x Harken® 35.2 ST to port
- Winch handle 1 x Harken® handle with ball-be ring grip
- Spinlock® jammers
- Mainsheet attached to padeyes forward of companionway hatch with sheet lead back to cockpit winches
- Adjustable genoa sheet friction rings in cockpit

Options

- Self-tacking jib ball bearing track on coachroof
- Asymmetrical spinnaker gear: halyard, 2 sheets, tack line lead forward on deck, 1 loop with friction ring, bowsprit (in downwind pack)

I MAST AND RIGGING

Standard

- Classic mast aluminium with double spreaders, deck-stepped
- Genoa furler with double slot, furling line lead aft to port helm winch
- Running rigging topping lift, mainsail halyard, genoa halyard, mainsheet, genoa sheets in polyester
- Standing rigging discontinuous 1 x 19 stainless steel wire
- LED anchor light and tricolour at masthead, steaming light and LED bicolour running light on leading edge of the mast

Options

- Furling mast aluminium with double spreaders, deck-stepped
- Double backstay adjustable via a block and tackle system (with classic main only)

I COCKPIT

Standard

- Walk-in access to side decks, enabling to walk around the deck without crossing any steps
- 1 large locker in cockpit floor and a gas locker
- 1 access to workshop under port cockpit bench (2 cabins version)
- 1 cockpit locker under port bench seat (3 cabins version)
- Gaz box under port side helm seat
- Coaming with ideal height for comfort and safety
- Lifteraft locker located in dedicated compartment 80 x 50 x 33 cm / 2'7"x 1'7"x 0'8"
- Wheels with leather wrap, space for flush mounted GPS at starboard
- Emergency tiller, and fitting in cockpit floor

- Engine control: throttle lever at starboard helmstation and oriented engine panel to port
- Hinged companionway doors in plexiglass
- Sliding hatch in plexiglass

Option

- Large, fold down swim platform with telescopic swim ladder polyester
- Large, fold down swim platform with telescopic swim ladder iro-deck
- Cockpit table with wooden flaps, central storage, glass holders, stainless steel handrails
- Sunbrella® cover for cockpit table
- Wood cockpit floor inlay
- Wood cockpit seats inlay
- Covers in Sunbrella® for steering wheels
- Cockpit sprayhood in Sunbrella® with vinyl windscreen
- Cockpit bimini Sunbrella® with stainless steel bows, foldable with storage cover
- Cockpit cushions in Sunbrella® for seating area with attachment clips
- Hot and cold cockpit shower on transom

I DECK HARDWARE

Standard

- Bow pulpit stainless steel
- Stern pulpits stainless steel with buoy bracket and emergency ladder
- Double level of stainless steel lifelines
- Stainless steel handrails on coachroof
- Anchor locker
- Anchor roller single stainless steel fitting
- Fixed windows along coachroof with integrated opening ports
- Fixed hull ports (2) in the saloon
- Fixed hull ports (2) in the saloon
- Opening deck hatches and ports in saloon (2)
- Opening ports towards cockpit in the aft cabins (1 per cabin)
- Opening ports towards side-deck in the aft cabins (1 per cabin)

Options

- Mooring kit fenders (6) and docklines (4)
- Lifeline gates
- Anchoring kit Delta anchor 16 kg with 28 m / 91'10" of 10 mm chain and 40 m / 132'2" of 18 mm line

I PACKS - ALL VERSIONS

DOWNWIND PACK

- Bowsprit
- Spinnaker rigging with Spinlock® jammer
- Halyards and sheet for asymmetrical spinnaker / Code 0 (2 polyester halyards, 1 sheet and 1 tack line, pulleys on mast step and side decks)
- Extra Harken® 35.2 ST winch to starboard
- Extra winch handle
- Windex 15" on mast head

PERFORMANCE PACK

- Downwind pack
- +
- Performance full-batten mainsail, in DCX® grey, 2 automatic reefs 34,40 m² / 370 Sq ft
- 110 % furling Performance genoa, in DCX® grey, with Sunbrella® UV protection, 24 m² / 258 Sq ft
- Dyneema® low-stretch halyards and sheets for main and genoa
- Composite steering wheels lighter than stainless steering wheels
- FlatDeck genoa furler

ENTERTAINMENT PACK AUDIO

- RA210 Fusion audio player (Radio / USB / Bluetooth...) at chart table
- Pioneer® speakers 5" in the saloon
- Fusion® waterproof speakers 6" in the cockpit

I LIGHTING

Standard

- Direct and indirect LED lighting in saloon and cabins
- Reading lights in cabins

I ELECTRICAL

Standard

- Main 12 V electrical panel at the chart table with backlight, switches for domestic systems, USB plug and switches
- Pre-fitting for engine battery 1 x 50 Ah / 12 V
- 12 V alternator output: 125 Ah
- Positive battery switch for engine and domestic bank and general cut-off switch
- Charging distributor and isolator

I PLUMBING

FRESH WATER

- Pressurised water distributed through-out the boat via semi-rigid hose
- "Heavy-duty" water pump 19 L / 5 US gal / mn and accumulator tank for consistent water pressure
- Chromed faucets
- Hot water heater 250 L / 7 US gal

GREY AND BLACK WATER

- Large manual pump marine toilets
- 80 L / 12 US gal holding tank with gravity drain and deck fitting

BILGE

- Manual bilge pump in the cockpit and electric bilge pump with float switch

GAS

- Gas detector

I ENGINE

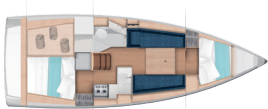
Standard

- Engine Yanmar 3YM20 29 HP / 21 kW Shaft Drive
- Alternator 125 Ah
- Insulation: foam, with fire retardant film
- Built-in muffler, air ventilation and stainless steel exhaust fitting
- Fixed 3-blade propeller
- Ventilation system extractor fan located near the engine, benefiting from the insulation of the engine room. Outlets vents at the back of cockpit
- Roto moulded fuel tank (130 L / 34 US gal) located under the aft cabin berth, fuel / water separator
- Access behind steps to engine compartment and from aft cabins
- GRP rudders

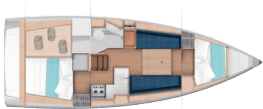
Options

- Torqeedo electric pod 6 Kw on 48V-5000Wh battery for inland waters only
- Tunnel bow thruster
- Folding propeller, 3-blade, Flex-o-Fold

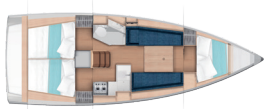
INTERIOR EQUIPMENT AND LAYOUTS



Version A1 (Standard)
1 forward cabin, 1 aft cabin /
1 head / lounge



Version A2
1 forward cabin, 1 aft cabin /
1 head / charts table



Version B1
1 forward cabin, 2 aft cabins /
1 head / lounge



Version B2
1 forward cabin, 2 aft cabins /
1 head / charts table

WOODWORK

Standard

- Alpi® Teak interior laminated panels with solid wood trim around galley, companionway and cabinetry, finished in satin UV stabilised varnish
- Fully-upholstered hull sides and ceiling
- Ceruse light Oak laminate floorboards

Options

- Woodwork in Alpi® grey Cedar with mouldings in solid Alpi® Oak, UV stabilised varnish

SALOON

Standard

- Saloon with seating, cushions and storage under seating area
- Storage cabinets behind seats
- Bar cabinet located in the galley return
- Companionway with hinged door, plexiglass hatch and varnished wood steps
- “Luxe” saloon table with folding leaves and bar storage
- Meridienne on port side
- Full-featured electrical panel with spare breakers 12 V

Options

- Charts table (replaces standard meridienne)

CUISINE

- L-galley to starboard
- Stainless steel sink with chrome faucet, storage cabinets and drawers
- Storage cabinets and drawers
- Gimballed 2-burner stove with protective handrail
- Fridge 100 L / 26 US gal with 12 V compressor

COMFORT

Standard

- Cushions in High Density foam
- High Density Premium mattresses

Options

- Air conditioning 220 V 16 000 BTU installed under saloon seating. Vents in the saloon and cabins (A versions only)
- Air conditioning 220 V 8 000 BTU installed under saloon seating. Vents in the saloon and forward cabin (B versions only)
- Forced air heating 1 unit 5 500 BTU Webasto® diesel heater installed in stern, vents in aft cabin, saloon and head compartments

FORWARD OWNER’S CABIN

- Double berth 2,01 x 1,86/0,48 m / 6’6”x 6’10”/1’6”
- Storage locker with shelves and hanging bar on port
- Storage locker with shelves on starboard
- Front storage cabinets
- Wide, bi-fold door for easy access
- Reading lights (x2)
- Indirect LED lighting

AFT CABIN VERSION (version A)

Standard

- Double berth 2,00 x 1,31/1,63 m / 6’6”x 4’3”/5’4”
- Hanging locker
- LED ceiling and indirect lights
- White vinyl hull liner with lateral wood shelf
- Large head compartment aft with sink, clothes hook, mirror, toilet paper holder, cabinet above sink
- Stainless steel hanging bar for wet clothing
- Sail locker with access from a door in the shower compartment and second access from the cockpit locker

CABINE ARRIÈRE (version B)

- Double berth 2,00 x 1,45 /1,13 m / 6’6”x 4’8”/ 3’7”
- Hanging locker
- White vinyl hull liner with lateral wood shelf
- LED ceiling and indirect lights
- Large head compartment aft with sink, clothes hook, mirror, toilet paper holder, cabinet above sink

HEADROOM

Forward cabin	1,90 m	6’2”
Aft cabin(s)	1,93 m	6’3”
Companionway	1,88 m	6’1”
Saloon	1,88 m	6’1”
Galley	1,88 m	6’1”