

# TRINIDAD 48

## TEAM AND OWNER'S

### Engine

Engine supplied (refer to price-list)  
 Helm soundproofing  
 Three-bladed propeller  
 Engine battery 165 A/H  
 Access through companionway  
 Access through doors of washbasin lower  
 lockers  
 Access through aft cabins  
 Ventilation of the bilge  
 Ventilation by engine-run turbine  
 Sea-water uptake quarter-turn cock with  
 filter  
 Exchanger for hot water tank, on engine

### Also supplied

Electric bilge pump under the  
 companionway  
 2 alternators 2 x 70 A/H  
 ERCOM suffice box  
 Stainless steel diesel tanks 2 x 250 L.  
 (54.99 imp.galls/66.05 US galls)  
 Single-lever controls forward/reverse  
 Cockpit dash features flexiplas cover  
 including : Rev counter, oil pressure  
 manometer, water temperature  
 thermometer, battery charge voltmeter, hour  
 log, 2 fuel gauges

Epoxy-treated keel  
 Maintenance manual  
 Bathing ladder  
 Electric windlass  
 3 wind handles

### Standing rigging

Polyaramthane-coated aluminium mast and  
 boom  
 Mouned mast with double level of spreaders  
 Mechanical backstay turnbuckle  
 Spinnaker pole track  
 Stainless steel shrouds  
 1 forestay with adjuster batten  
 1 battens with stainless steel turnbuckle  
 2 lower shrouds with stainless steel  
 turnbuckles Ø 11.2 mm (Ø 44")  
 2 intermediate shrouds with stainless steel  
 turnbuckles Ø 9.6 mm (Ø 37")

### Running rigging

2 upper shrouds with stainless steel  
 turnbuckles Ø 11.2 mm (Ø 44")  
 2 running backstays Ø 8 mm (Ø 31")  
 Backstay Ø 11.2 mm (Ø 44")  
 Stainless steel turnbuckles are fixed to  
 Stainless steel chainplates  
 Stainless steel chainplates are anchored  
 through stratified reinforcements onto the  
 deck, the hull and longitudinal frame  
 battens  
 Mast head fitting for supplementary loose  
 stay  
 Mast head fitting for foresail stay  
 Sheaves for second jib halyard and mainsail  
 Pendant for second spinnaker halyard

1 jib halyard  
 1 mainsail halyard  
 1 spinnaker halyard  
 1 boom topping lift  
 1 boom downhaul  
 2 genoa sheets  
 1 mainsheet  
 2 running backstays

### Rudder

Epoxy-treated wooden rudder with stainless  
 steel structure plates welded to the stock  
 Solid stainless steel stock Ø 60 mm (2.36")  
 Rudder mounting :  
 Stern post tube, with bushings, stratified to  
 the deck and hull and gudgeon with bushings  
 on the skeg  
 Adjustable steering wires to the quadrant

### Optional extras

Owner's version (refer to price-list)  
 Drop keel version (refer to price-list)  
 Teak deck version (refer to price-list)  
 Cutter  
 Ketch (refer to price-list)  
 Fitted transom extension  
 Leather-upholstered saloon  
 Spinnaker

Steering position (Team version)  
 Ice box with freezer  
 Heating  
 Quayside charger  
 Other optional extras on quotation

TRINIDAD 48 is delivered  
 without sails


### Construction

Yet sturdier, yet stronger, TRINIDAD 48's hull is laid up by hand using stratified glass KEVLAR ® 1 ARAMATK  
 TRINIDAD 48's interior is teak lined throughout

® Trade Mark of the Dupont de Nemours company for its high strength Aramid fibre

Jeannneau recommends **MOTUL**

Dealer's stamp



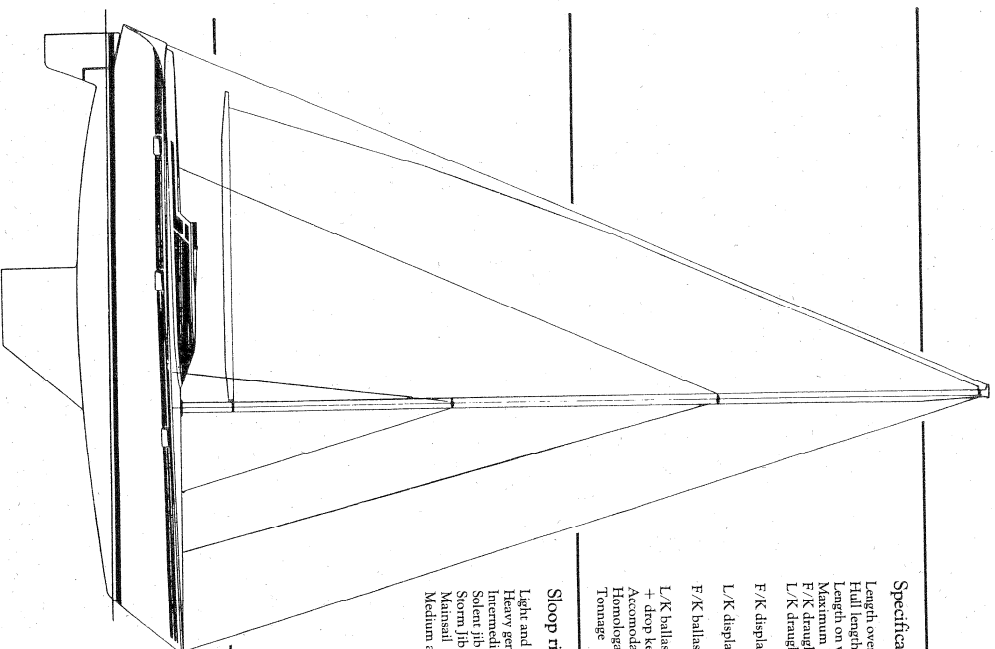
**Jeannneau**  
 BP 83, 85503 Les Herbiers Cedex, France. Tél : 51.91.06.10. Telex Banoja 71183 F

IMP. ROY Les Herbiers

R.C. La Roche 546 450 024 B. As models are being continually improved, it is stipulated that this document is not a contractual document and the right to modify specifications of boats without prior notice, and to alter prices, is reserved.

# TRINIDAD 48

## Designer Guy RIBADEAU-DUMAS



### Specifications

Length over all L.O.A. : 14.50 m (47'7")  
 Hull length L.H. : 14.00 m (45'11")  
 Length on waterline L.W.L. : 12.60 m (41'4")  
 : 4.60 m (15'1")  
 Maximum beam : 2.25 m (7'4.5")  
 F/K draught : 1.40/2.65 m  
 L/K draught : (4'7"/8'8.5")  
 F/K displacement : 12500 kgs  
 : (27558 lbs approx.)  
 L/K displacement : 12800 kgs  
 : (28219 lbs approx.)  
 F/K ballast weight : 4700 kgs  
 : (10361 lbs approx.)  
 L/K ballast weight : 5000 kgs  
 : (11023 lbs approx.)  
 + drop keel : 8-13 people (depending on version)  
 Accommodation : 11/14 people  
 Homologation : Class 1 : 24.55 Register tons  
 Tonnage

### Sloop rig

Light and medium genoa : 70.00 m² (753 sq.ft.)  
 Heavy genoa : 68.00 m² (732 sq.ft.)  
 Intermediate genoa : 50.00 m² (538 sq.ft.)  
 Stent jib : 33.40 m² (360 sq.ft.)  
 Storm jib : 15.75 m² (170 sq.ft.)  
 Mainsail : 54.00 m² (581 sq.ft.)  
 Medium and heavy spinnaker : 160.00 m² (1722 sq.ft.)

**Jeannneau**

# TRINIDAD 48

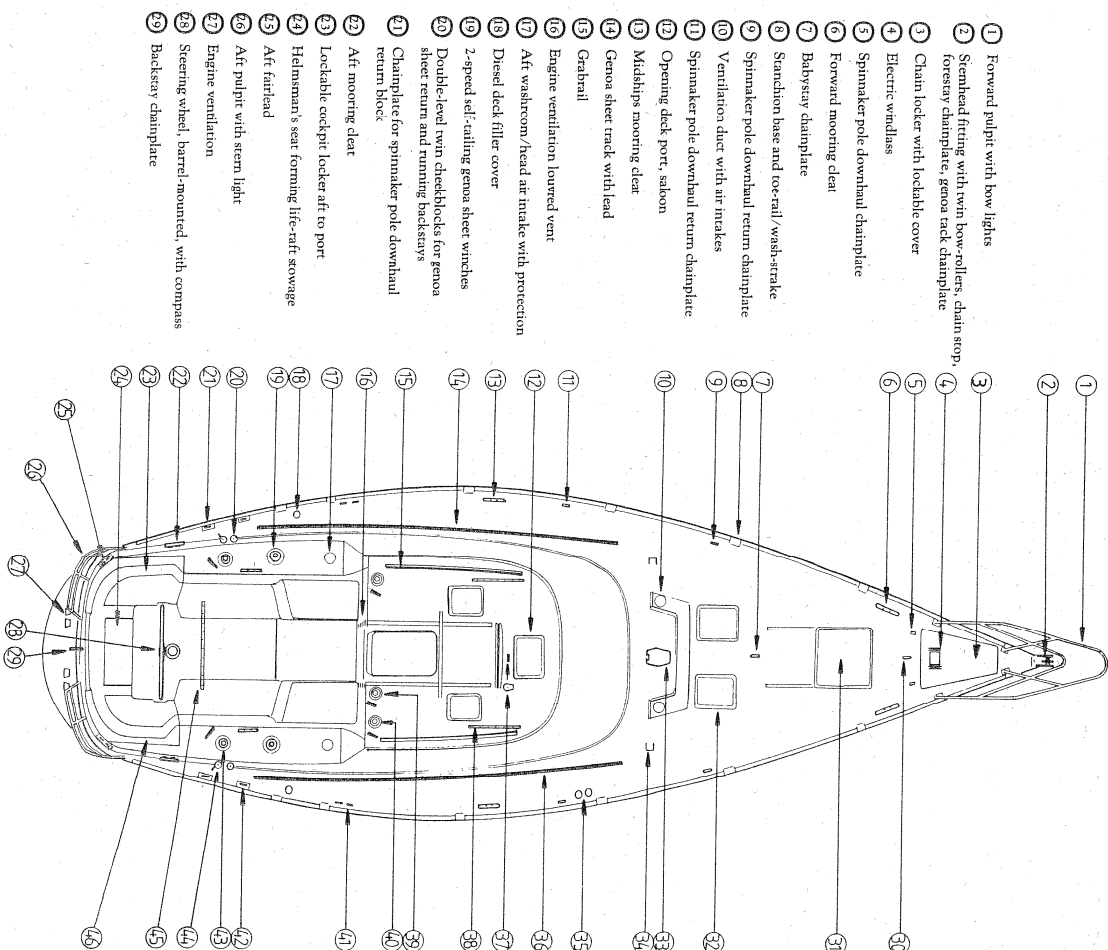
TEAM VERSION

<b>Forepeak cabin</b>	
Ditto as for forepeak cabin owner's plus Communicating door to the forward cabin starboard side	Dome ceiling light Opening deck hatch 0.47 m × 0.35 m (1.6,5' × 1.2')
<b>Forward cabin - starboard</b>	
2 pilot berths 2,00 m × 0.80 m and 0.86 m (6.6,5' × 2.7,5' and 2.10')	Opening deck hatch with drupe/curtain 0.32 m × 0.12 m (1.1,5' × 5')
Lower berth adaptable to double berth 2,00 m × 1.32 m (6.6,5' × 4.4')	Hanging locker with shelf Hanging locker lining of white leatherette
Mattress with removable fabric covers Mattress thickness 12 cm (5")	Lowered air vent in hanging locker door Continuous ventilation through air intake on deck
Lee-channels	Lowered air vents in doors leading to forepeak cabin and to saloon Teak floorboarded sole Headroom 1.88 m - 1.76 m (6.2' - 5.9,5')
<b>Forward cabin - portside (cont'd)</b>	
<b>Head/washroom</b>	
Dirrecable spot at headboard Dome ceiling light Opening deck hatch 0.47 m × 0.35 m (1.6,5' × 1.2')	Washbasin with pressurised hot and cold water Shower with pressurised hot and cold water Storage lockers with shelves here and there around washbasin
Night blind Cut-out section in sole for mast foot plate Spacious hanging locker with shelf Hanging locker lining of white leatherette Lowered air vent in hanging locker door Continuous ventilation through air intake on deck	Mirror above washbasin Access to holding basin and to pump through bottom section of this locker Marine WC Storage locker behind WC Locker lining of leatherette Dome ceiling light Striplight above washbasin
Lowered air vents in doors leading to head/washroom Headroom 1.88 m (6.2')	Wash-glove hook Clothes hook Towel rail Holder for toilet paper Wooden duckboarding over shower-basin inner liner Drainage of shower waste water into holding basin
<b>Saloon</b>	
Very large table with two drop-leaves and fiddles 1.18 m × 1.14 m (3.10,5' × 3.9')	2 night blinds Grabrail running right round saloon below panoramic roofstructure Teak floorboarded sole Headroom 1.96 m (6.5')
Saloon settee forming a U-shape around the table Spacious seating and backrests with removable fabric covers Cushion thickness 12 cm (5") Swing-out stool under the table Hullplating : solid teak strips Headlining : light-coloured nonproof fabric Dome ceiling light 2 soft lights Bookshelving Opening deck hatch with drupe/curtain 0.32 m × 0.12 m (1.1,5' × 5')	Deep storage lockers beneath the settee Sight-cut bar from beneath the settee On-board pump (L/K version) Engine battery in ventilated locker beneath settee Spacious sliding locker to port Off-liner locker lining of white leatherette Lowered air vent in door of sliding locker Inspection hatch for stainless steel water pump with gauges in sole Photo and light port portholes forming a rounded section over the saloon and the galley area 2 opening deck ports 0.32 m × 0.42 m and 0.47 m × 0.35 m (1.1,5' × 1.4,5') and (1.6,5' × 1.2')
<b>Galley</b>	
Stainless steel double round-sink unit Ø 35 cm (1.2')	Water drainage for each of the ice-boxes Ice-box insulation of 60 mm thick injected polystyrene (2.5")
Mixer tap with pressurised hot and cold water Fresh water and sea water by separate foot pump Large storage locker with shelf beneath sink unit Culley work surfaces have white laminated tops Fiddle around work surfaces 3 storage lockers with shelves and dividing panels above sink unit Refrigerated ice-box with inner bankers Ice-box with freezer capability	2 storage drawers above ice-boxes 2 burner cookstove with safety device Stove with handle behind with a lock Fold-down board to cover stove hob Lateral shelving Lateral hull port with drupe/curtain 0.32 m × 0.12 m (1.1,5' × 5') Hullplating : solid teak strips Opening deck port 0.30 m × 0.42 m (1.1,5' × 1.4,5') Night blind

<b>Forward cabin - portside</b>	
Double berth 2,00 m × 1.45 m (6.6,5' × 4.9')	Double berth 2,00 m × 1.45 m (6.6,5' × 4.9')
Mattress in two parts with removable fabric covers Mattress thickness 12 cm (5")	Mattress in two parts with removable fabric covers Mattress thickness 12 cm (5")
Lee-channels	Lee-channels
Large storage drawer beneath berth 0.53 m × 0.43 m × 0.40 m (1.9' × 1.5' × 1.4')	Large storage drawer beneath berth 0.53 m × 0.43 m × 0.40 m (1.9' × 1.5' × 1.4')
2 outer drawers 0.33 m × 0.29 m × 0.12 m (1.1' × 1.1,5' × 5")	2 outer drawers 0.33 m × 0.29 m × 0.12 m (1.1' × 1.1,5' × 5")
Storage lockers, compartmented, beneath berth Hullplating : solid teak strips Headlining : light-coloured nonproof fabric Teak lateral shelving 2,00 m × 0.15 m (6.6,5' × 6')	Storage lockers, compartmented, beneath berth Hullplating : solid teak strips Headlining : light-coloured nonproof fabric Teak lateral shelving 2,00 m × 0.15 m (6.6,5' × 6')
Opening hull port with drupe/curtain 0.32 m × 0.12 m (1.1,5' × 5')	Opening hull port with drupe/curtain 0.32 m × 0.12 m (1.1,5' × 5')
<b>Cockpit</b>	
Helmsman's seat, cockpit seating, cockpit sole : all teak lined Aft cockpit locker to port Aft cockpit locker to starboard feature ventilated storage for a 1.1 kg gas bottle and features a 220-volt quayside power socket Access to steering quadrant from both lockers Lateral storage under helmsman's seat Storage bins built into cockpit seating backrests (coaming) 2 cockpit drainage scuppers Barrel-mounted wheel with compass, Ø 120 cm (3.11')	2-speed reefing winch 2-speed mainsail halyard winch 2-speed jib halyard winch 2-speed spinnaker halyard winch 2-speed winch for staysail halyard or spinnaker topping lift
<b>Navigation lights</b>	
Navigation lights on forward and aft pulpites Seaming light Masthead light Deck floodlight	2 sheets with snap-shackles Downhaul with snap-shackle Topping lift with snap-shackle Spinnaker pole with bell fitting
<b>Spinnaker fittings (optional)</b>	
<b>Headroom</b>	
Team version Forepeak cabin Forward cabin starboard 1.88 m - 1.76 m (6.2' - 5.9')	Owner's version Forepeak cabin Master cabin Washroom/head Saloon Culley Companionway Aft washroom/head Aft cabin 1.80 m (5.11') 1.87 m (6.1,5') 1.87 m (6.1,5') 1.96 m (6.4') 1.93 m (6.4') 1.96 m (6.4') 1.85 m (6.1') 1.85 m (6.1') 1.80 m (5.11')
<b>Various capacities</b>	
Team and Owner's version 4 stainless steel water tanks 2 stainless steel diesel tanks Inboard batteries Engine battery Refrigerated ice-box Ice-box Hot water tank 70.00 m <sup>3</sup> (2.08,97 imp.galls) 51.00 m <sup>3</sup> (1.09,98 imp.galls) 251 US galls 500 L (109,98 imp.galls) 132.10 US galls 2 × 160 A/H 220 L (4.77 cu.ft.) 100 L (3.53 cu.ft.) 2 × 70 A/H 43 L (9.45 imp.galls) 11.36 US galls	Cutter rig Yankee 1 Yankee 2 Yankee 3 Staysail Sloop mainsail Ketch rig Head sails identical to those of the sloop or cutter versions Mainsail Mizzen Staysail 70.00 m <sup>3</sup> (2.08,97 imp.galls) 51.00 m <sup>3</sup> (1.09,98 imp.galls) 33.00 m <sup>3</sup> (7.251 US galls) 23.70 m <sup>3</sup> (5.251 US galls) 54.00 m <sup>3</sup> (1.189 sq.ft.) 42.00 m <sup>3</sup> (1.452 sq.ft.) 17.60 m <sup>3</sup> (0.389 sq.ft.) 38.00 m <sup>3</sup> (0.409 sq.ft.)

# TRINIDAD 48

DECK LAYOUT - TEAM AND OWNERS



## Navigation station

- Chart table 1.08 m x 0.76 m (3'6.5" x 2'6")
- Goose-neck chart light
- Large panel to house navigational equipment
- Bin
- Bookshelf 0.30 m x 0.38 m x 0.46 m (1' x 1'3" x 1'6")
- Large storage locker under chart table
- 2 drawers under seat
- Navigator seat is slatted and teak-battened
- Stereo cassette player with built-in speakers
- 2 drawers under seat
- 0.53 m x 0.20 m x 0.18 m (1'9" x 8" x 7") and 0.30 m x 0.20 m x 0.18 m (1' x 8" x 7")

- Roof port with drupe/curtain
- Dome ceiling light

## Electric panel

- Visualisation of the different electrics on the boat
- 11 thermostatic circuit-breakers and switches for each electrical function
- 7 supplementary thermostatic circuit-breakers covering boat lighting
- Load tester for the three batteries
- 3 battery cut-offs beneath last companionway step

## Companionway

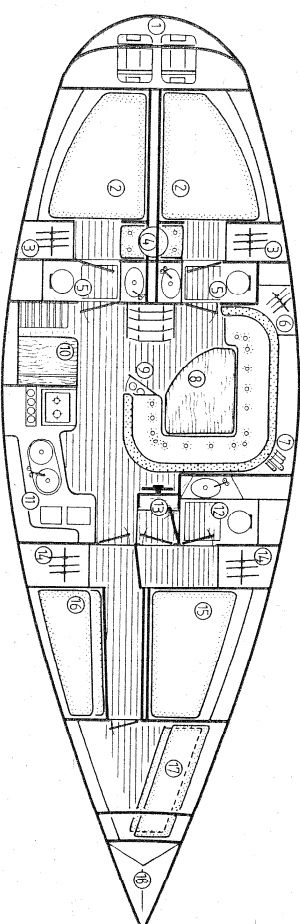
- Sliding deck hatch made of Alu-glass
- Rubber sealing strip
- 2 companionway hatch boards
- Lowered air vent on the lower of the two boards
- Hatch boards closed from the inside
- 4 non-slip padded steps with shaped foot-holds to provide level tread when boat is on heel
- 2 solid teak grabrails
- Child handholds down companionway
- Uprights
- Last two steps removable allowing access to engine

- 3 battery cut-offs under last step
- Hole for introduction of extinguisher nozzle
- Inspection hatch in sole to give access to electric bilge pump as well as to 2 water pressure pumps and their cocks
- Teak floorboard sole
- Headroom 1.96 m - (6'5")

Head/washroom aft and aft cabins are identical to those of the Owner's version

(refer to The Owner's version, on the following pages)

- 1 Life-raft stowage
- 2 Aft cabin
- 3 Hanging locker
- 4 Hot water tank
- 5 Aft cabin washroom/head
- 6 Hanging locker
- 7 Bookshelving
- 8 Saloon
- 9 Bar
- 10 Navigation station
- 11 Galley
- 12 Washroom/head
- 13 Helmsman's station (Team version optional)
- 14 Hanging lockers to forward cabins
- 15 Forward cabin - portside
- 16 Forward cabin - starboard
- 17 Forepeak cabin
- 18 Chain locker



# TRINIDAD 48

## OWNER'S VERSION

### Master cabin

Double berth centrally positioned  
1.94 m x 1.46 m (6'4" x 4'10")  
Mattresses with removable fabric covers  
Mattress thickness 12 cm (5")  
2 storage drawers above ice-box  
2 storage drawers above ice-box  
(2'3" x 2'3" x 6")  
Large storage lockers beneath berth  
Beach shelf, ash-tray and lockers here and there around the head  
Larder unit to port and to starboard : 3 lockers (eachboard), 2 lockers (port)  
Stove, cassette player with 2 built-in speakers

### Head/washroom to master cabin

Washbasin with mixer tap/shower head attached  
Pressurised hot and cold water  
Lockers above and below washbasin unit  
2 lockers with shelving below washbasin unit  
Refrigeration unit compressor on one of the shelves  
Mirror on door of upper locker  
Shelf in upper locker  
Full-length mirror with teak surround  
Solid-teak clothes hook  
Solid-teak towel rail  
Dome ceiling light  
Stimp light above washbasin

### Saloon

Very large table with 2 drop-leaves  
1.18 m x 1.14 m (3'10.5" x 3'9")  
Saloon settee forming U-shape around table  
Swing-out stool under table  
Hull-lining : solid teak strip  
Headlining : light-coloured rotoproof fabric  
2 soft lights  
Lateral shelving above port settee backrests  
Deep storage lockers beneath the settee  
Swing-out bar from beneath the settee  
Access to the holding basin electric pump  
Swing-out bar from beneath the settee  
Or-hydraulic pump (L/K version)  
Engine battery in ventilated locker beneath settee

### Forepeak cabin and sails locker

Entry through lockable sliding deck hatch  
2 fold-up bunk berths  
1.88 m x 0.66 m - 1.88 m x 0.50 m  
(6'2" x 1'11.5") - (6'2" x 1'8")  
Bunk cushions of light-coloured fabric  
Lee-cloths  
Bin to starboard  
Stainless steel companionway ladder  
Dome ceiling light  
Hull and headlining of teak and light-coloured rotoproof fabric  
Rotoproof carpeting  
Headroom 1.80 m (5'11")

### Vanity lighting by strip light

2 five-watt bedhead spotlights  
Mirror  
Hanging hull ports with drapes/curtains  
0.32 m x 0.12 m (1'5" x 5")  
2 built-in nightlights in teak-clad ventilation duct  
Switch on bulkhead on way into cabin  
2 opening deck ports  
0.47 m x 0.35 m (1'6.5" x 1'2")  
2 night blinds  
2 rounded settees on either side of foot of bed  
Lockers beneath settee  
Vanity to starboard

### Marine WC

2 lateral storage lockers with shelves behind WC  
Locker lining of white leatherette  
Large storage shelf above lockers  
Hull-lining : solid-teak strip  
Opening hull port with drape/curtain  
0.32 m x 0.12 m (1'5" x 5")  
Round port under panoramic saloon porterscreens  
Continual ventilation through air intake on deck  
Wooden duckhoarding folds down over WC to form seat

### Mirror

Spotless oilskins locker to port  
Louvered air vent in oilskins locker door  
Locker lining of white leatherette  
Storage shelf above oilskins locker  
Inspection hatch for stainless steel water tanks with gauges in sole  
Panoramic roof porterscreens forming a rounded section over the saloon and the gallery area  
2 opening deck ports  
0.32 m x 0.42 m and 0.47 m x 0.35 m  
(1'5" x 1'4.5") and (1'6.5" x 1'2")  
2 night blinds

### Aft washroom/head port and starboard

Washbasin with pressurised hot and cold water  
Shower with pressurised hot and cold water  
Locker above washbasin  
Mirror on locker door  
Dome ceiling light above washbasin  
Wash-glove hook  
Opening port with drape giving into cockpit  
0.32 m x 0.12 m (1'5" x 5")  
Door under washbasin gives access to engine  
Marine WC  
Locker with shelves behind WC  
Clothes hook, towel rail  
Toilet-paper holder

### Wooden duckhoarding over shower-basin

inner liner  
Drainage of shower waste water into holding basin  
Headlining : light-coloured rotoproof fabric  
Louvered air vent at foot of door  
Headroom 1.87 m (6'1.5")

### Grabrail running right round saloon below

panoramic rooferscreens  
2 strip-lights built into roof with switch on chart table fiddle  
Teak floorboarded sole  
Headroom 1.96 m (6'5")

Ventilation through air intake on deck  
Wooden duckhoarding over shower-basin inner liner  
Communicating door between washroom/head and saloon  
Louvered air vent at foot of door  
2-part door closing off WC from cabin washroom/head  
Drainage of shower and washbasin waste water towards holding basin  
Boat's manual bilge pump (aft washroom to starboard)  
Headroom 1.85 m (6'1")

### Galley

Copper and ceramic double-sink unit, round sinks Ø 35 cm (1'7")  
Mixer tap with pressurised hot and cold water  
Fresh water and sea water by separate foot pump  
Commodious under-sink locker unit with shelf  
White laminated galley work-surfaces  
Fridges to work surfaces  
3 storage lockers with shelves and dividing panels above sink unit  
Refrigerated ice-box with inner baskets

### Aft cabins port and starboard

Double berth  
2.00 m x 1.48 m (6'6.5" x 4'10")  
Mattresses with removable fabric covers  
Mattresses in two parts  
Lee-cloths  
Mattress thickness 12 cm (5")  
Directable bedhead spotlight  
Opening port giving into the cockpit with drape/curtain  
0.32 m x 0.12 m (1'5" x 5")  
Opening port hullside with drape/curtain  
0.32 m x 0.12 m (1'5" x 5")  
Stainless steel diesel tanks with gauges beneath the berth

### Ice-box with freezer capability

Water drainage for each of the ice-boxes  
Ice-box insulation of 60 mm thick injected polystyrene (2.5")  
3 storage drawers above ice-boxes  
2 burner oven stove with safety device  
Stove is gimbaled with a lock  
Bottle-rack behind stove  
Fold-down board to cover stove hob  
Lateral shelving  
Opening hull port with drape/curtain  
0.32 m x 0.12 m (1'5" x 5")  
Hull-lining : solid teak strip

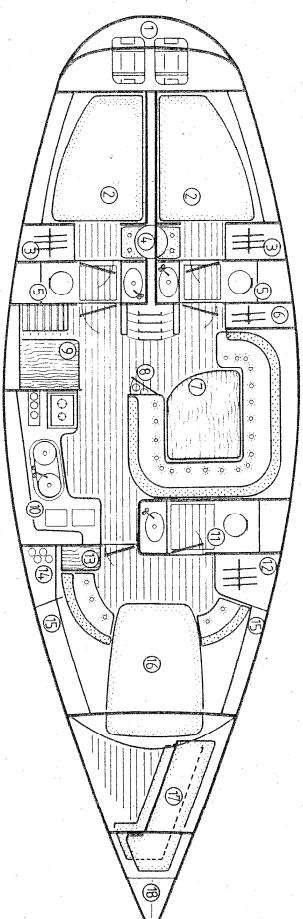
### Compartmented storage lockers beneath berth

Lateral teak shelving 1.30 m x 0.23 m (4'3" x 9")  
Hanging locker with shelf  
Hanging locker lining of white leatherette  
Louvered air vent at foot of hanging locker door  
Hull-lining : solid teak strip  
Headlining : light-coloured rotoproof fabric  
Cushioned stool at foot of bed  
Inboard batteries under this stool  
Access to stuffing box, forward/reverse mechanism, diesel filters behind this stool

Opening deck port  
0.30 m x 0.42 m (1'5" x 1'4.5")  
Night blind  
Cave locker beneath stove  
Double-intensity strip light  
Extractor fan over stove  
Grabrail below panoramic rooferscreens  
Roofscreen drapes/curtains hung from rods  
Crum-tray in sole  
Inspection hatch for stainless steel water tank in sole  
Teak floorboarded sole  
Headroom 1.93 m (6'4")

Access to the hot water tank by removable panel behind and above stool  
Access to steering wires by removable panel at foot of bed  
Removable teak housing for instrumentation repeat indicators in the cockpit  
Teak floorboarded sole  
Headroom 1.80 m (5'11")

Navigation station, electric panels : identical to the Team version  
(refer to Team version, previous pages)



- ① Life-craft storage
- ② Aft cabin
- ③ Bar
- ④ Hanging locker
- ⑤ Water heater
- ⑥ Aft cabin washroom/head
- ⑦ Oilskins locker
- ⑧ Saloon
- ⑨ Bar
- ⑩ Navigation station
- ⑪ Galley
- ⑫ Master cabin washroom/head
- ⑬ Forepeak cabin
- ⑭ Chain locker
- ⑮ Vanity
- ⑯ Lockers and shelving
- ⑰ Centrally-positioned double berth
- ⑱ Forepeak locker