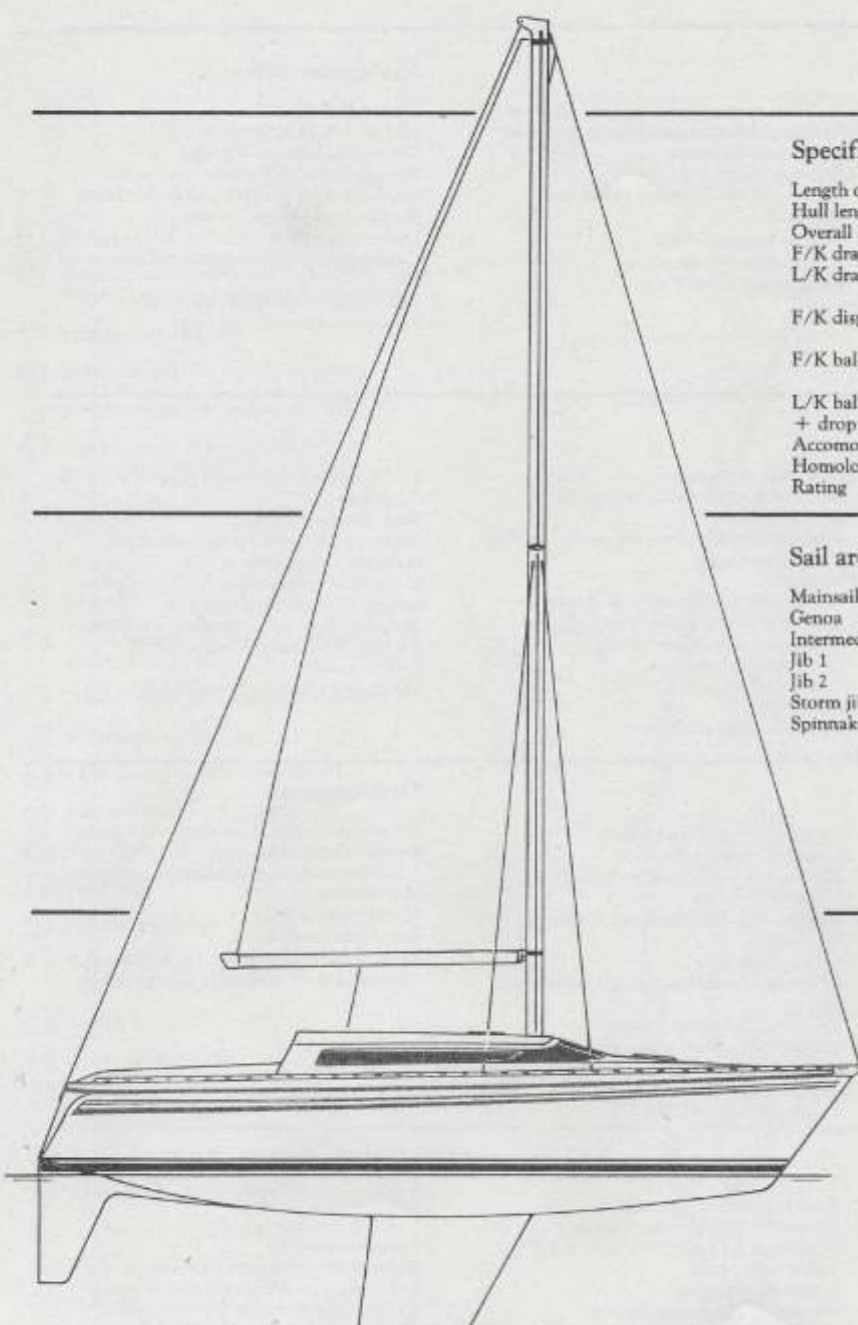


ATTALIA 32

Designers JOUBERT/NIVELT



Specifications

Length over all L.O.A.	: 9.70 m (31' 10")
Hull length L.H.	: 9.20 m (30' 2")
Overall beam	: 3.20 m (10' 6")
F/K draught	: 1.75 m (5' 9")
L/K draught	: 1.10/2.00 m (3' 7.5" / 6' 6.5")
F/K displacement	: 3400 kgs (7496 lbs approx.)
F/K ballast weight	: 1235 kgs (2723 lbs approx.)
L/K ballast weight + drop keel	: 1350 kgs (2976 lbs approx.)
Accommodation :	: 6 people
Homologation :	: Class 2 - 6/9 people
Rating	: 9.56 Register tons

Sail areas

Mainsail	: 17.60 m ² (189 sq.ft.)
Genoa	: 34.00 m ² (366 sq.ft.)
Intermediate	: 26.30 m ² (283 sq.ft.)
Jib 1	: 18.70 m ² (201 sq.ft.)
Jib 2	: 10.75 m ² (116 sq.ft.)
Storm jib	: 4.80 m ² (52 sq.ft.)
Spinnaker	: 72.30 m ² (778 sq.ft.)

 **Jeanneau**

ATTALIA 32

Forward cabin

Double berth
1.96 m × 1.75 m (6'5" × 5'9")
Mattress with removable fabric covers
Mattress thickness 10 cm (4")
Teak lateral shelving to port and starboard
1.95 m × 0.17 m (6'4.5" × 6.5")
Compartmented stowage lockers beneath berth
Opening deck hatch
0.47 m × 0.35 m (1'6.5" × 1'2")
Night blind
Dome ceiling light
Space-making removable bedhead

Hull/headlining: light-coloured rotproof fabric and fabric of matching tone to those of the mattress covers
Rotproof carpetting
Leatherette-lined hanging locker to starboard
Shelf in hanging-locker
Sliding door with door-stop
Headroom 1.62 m (5'4")

Navigation station

Chart table
1.05 m × 0.74 m (3'5.5" × 2'5")
Gooseneck chart-reading light
Stowage locker under chart table with stainless steel diesel tank and shut-off cock
Roof port with drape/curtain
Dome ceiling light
Large panel to house navigational equipment
Bin
Seat with removable seat-cushion
Stowage locker under the seat

Saloon

Port settee with short arm making berth
Starboard settee making berth
Settee seating and backrests cushions with removable fabric covers
Non-rigid water tanks under port settee
Compartmented stowage lockers beneath berths
Saloon table with 2 drop-leaves with fiddle
1.17 m × 0.92 m (3'10" × 3')
Stainless steel mast pillar
Shelving behind backrests
Shelving above backrests, incorporating bar to port

Hulllining: teak strip
Headlining: teak and light-coloured rotproof fabric
Removable teak housing for passage of wires coming from mast
Striplight
2 panoramic roofscreens with drapes/curtains in forward part of roof
Roof ports with drapes/curtains
Opening deck hatch
0.42 m × 0.30 m (1'4.5" × 1')
Night blind
Teak surrounds to all ports

2 solid teak grabrails above the roof ports on the ceiling
Teak floorboarded sole
Access to bilge well through trap in sole under the saloon table
In the bilge well: ice-box drainage pipe and manual bilge suction pump pipe
Drop-keel housing with raising winch under the central fixed part of the table (L/K version)
Headroom 1.82 m-1.75 m (5'11.5"-5'9")

Galley

Stainless steel sink
0.24 m × 0.34 m (9.5" × 1'1.5")
Tap with pressurised water supply
Sea-water tap with foot pump
Teak-lined galley unit
White laminated work surface with fiddle
Under-sink locker unit with shelf, trash/waste-bin, electric water pressure unit and 2 cocks
Ice-box 70 l (2.47 cu. ft.) with inner basket
Ice-box drainage to bilge well
Lockable ice-box door
Ice-box insulation of 60 mm thick (2.5") injected polyurethane foam
2-burner oven stove with safety device

Stove is gimbaled with a lock
Large locker under the stove
Gas-bottle compartment in the cockpit locker to starboard
2 shelves and 2 lockers above the ice-box and the stove
Dome ceiling light
Continual ventilation through on-deck air vent
Roof port with drape/curtain
Extension of saloon ceiling grabrails into galley
Teak floorboarded sole
Headroom 1.82 m (5'11.5")

Electrics panel

8 thermostatic circuit-breakers and switches for each electrical function
3 thermostatic circuit-breakers covering the boat lighting
12-volt power socket
Battery charge tester
Inboard and engine battery 70 A/H
1 battery cut-off in the aft cabin portside

Aft cabin

Double berth
1.90 m × 1.60 m (6'3" × 5'3")
Mattress with removable fabric covers
Mattress thickness 10 cm (4")
Compartmented stowage lockers beneath berth
Hull/headlining: light-coloured rotproof fabric and fabric of matching tone to those of the mattress covers
Lateral shelving hull-side
1.90 m × 0.23 m (6'3" × 9")
White-leatherette lined hanging locker and gas shut-off cock
Clothes hook

Roof port with drape/curtain
Opening port with drape/curtain giving into the cockpit 0.31 m × 0.11 m (1' × 4.5")
Dome ceiling light
Rotproof carpetting
Air vent to the companionway
Reading-position backrest removable to allow access to engine
Stowage shelf over engine compartment
Battery cut-off
Access to the stuffing-box and to the battery under the berth
Louvred air vent at the foot of the door
Headroom 1.79 m (5'10.5")

Companionway

4 steps with non-slip pads
2 teak grabrails down companionway
2 teak grabrails on the deck
Last three steps come away to give access to forward part of engine
Sliding deck hatch made of Altuglass
Rubber sealing strip
2-part hatch board
Hatch board is lockable from the inside
Hole for introduction of extinguisher nozzle
Headroom 1.85 m (6'1")

Washroom/head

Teak-lined and laminated unit
 Ventilation through opening round porthole in roof
 Washbasin with tap and shower attachment
 Pressurised water
 Stowage locker above washbasin
 Mirror on door of this locker
 2 stowage lockers under the washbasin, one with shelf
 Marine WC
 Lateral stowage shelf above WC
 12-volt power socket above washbasin
 Wash-glove hook
 Towel rail

Toilet-paper dispenser
 Rail for hanging of oilskins
 Manual bilge pump with bypass for bilge suction and shower drainage water
 Openwork sole over inner moulding
 Dome ceiling light
 Air vent to the companionway
 Louvred air vent at the foot of the door
 Headroom 1.79 m (5'10.5")

Cockpit

Aft cockpit locker to starboard with gas-bottle housing
 Life-raft stowage under helmsman's seat
 2 air vents for the engine compartment
 Winch-handle bin

Headroom

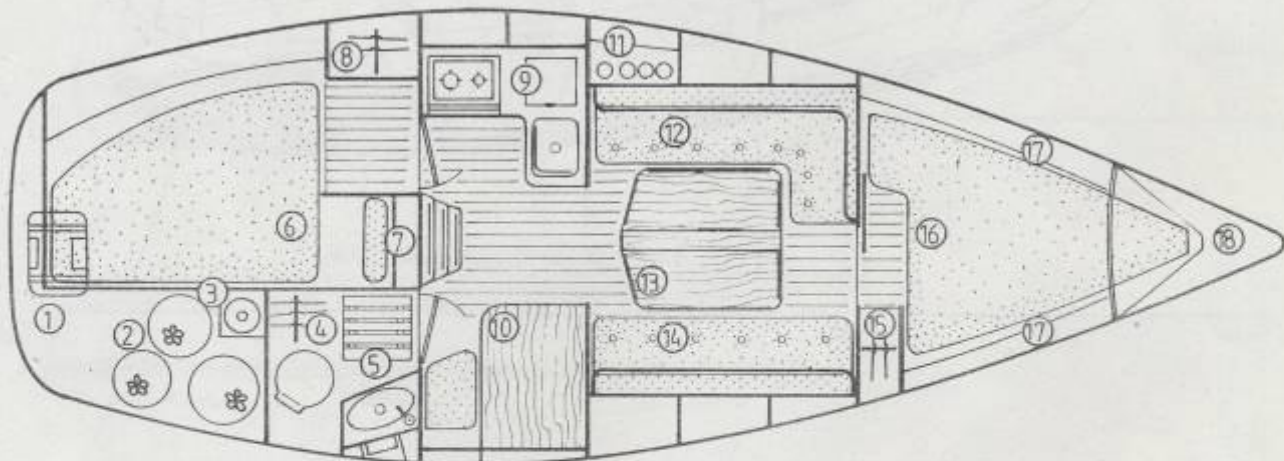
Forward cabin	1.62 m (5'4")
Saloon	1.82 m - 1.75 m (5'11.5" - 5'9")
Galley	1.82 m (5'11.5")
Companionway	1.85 m (6'1")
Aft cabin	1.79 m (5'10.5")
Washroom/head	1.79 m (5'10.5")

Spinnaker fittings (optional)

Halyard with stainless steel swivel-mounted rapid-action snap-shackle
 Sheets with stainless steel rapid-action snap-shackle
 Downhaul with stainless steel rapid-action snap-shackle
 Topping lift with stainless steel rapid-action snap-shackle
 Anodised aluminium spinnaker pole with bell-fitting
 1 roof-mounted 2-speed halyard winch
 Spinnaker sheet return blocks

Various capacities

Non-rigid water tank	90 l (19.79 imp.galls/ 23.77 US galls)
Stainless steel diesel tank	45 l (9.89 imp.galls/ 11.88 US galls)
1 inboard battery and engine battery	70 A/H
Ice-box	100 L (3.53 cu.ft.)
Engine alternator power	
2 GM Yanmar	55 A/H
2002 R Volvo	50 A/H

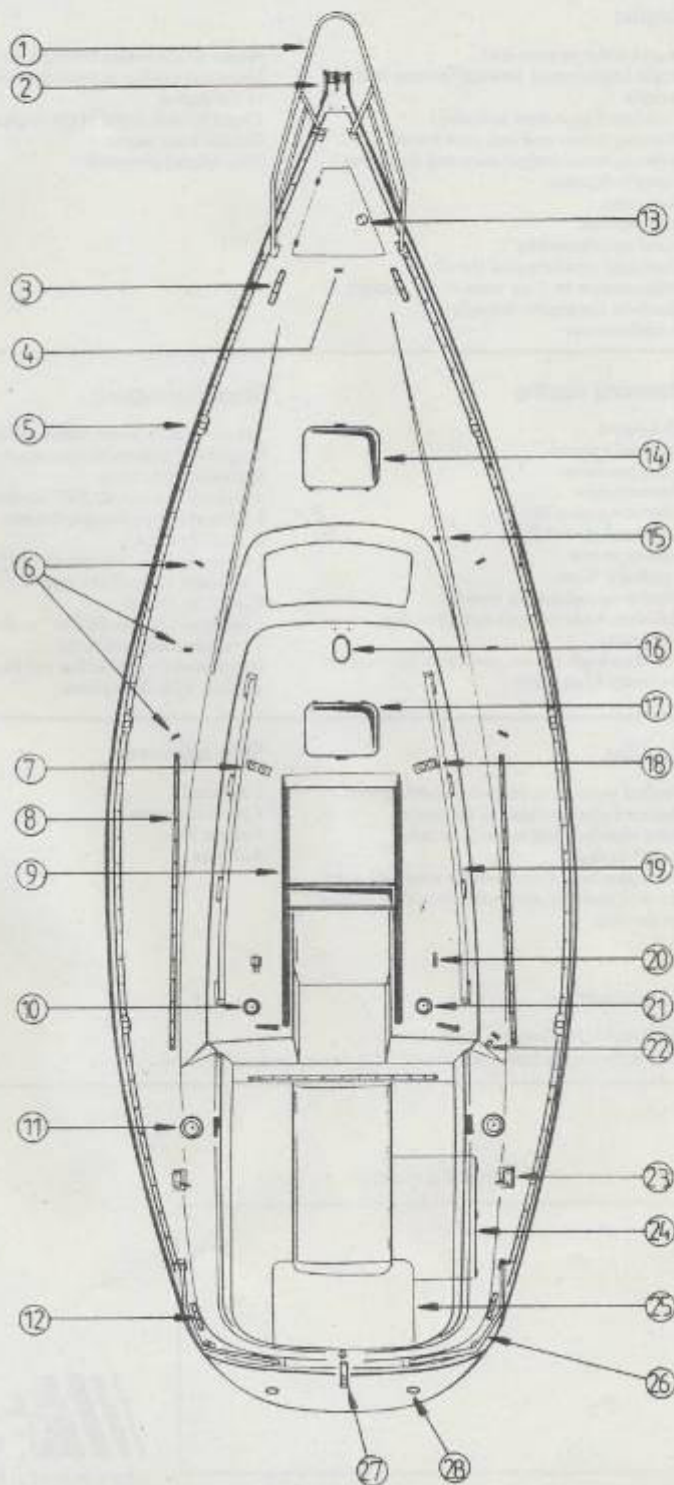


- | | | |
|----------------------------|----------------------------|--------------------------------|
| ① Life-raft stowage | ⑦ Companionway - engine | ⑬ Saloon table |
| ② Starboard cockpit locker | ⑧ Aft cabin hanging locker | ⑭ Starboard settee |
| ③ Gas-bottle housing | ⑨ Galley | ⑮ Forward cabin hanging locker |
| ④ Oilskins locker | ⑩ Navigation station | ⑯ Forward cabin |
| ⑤ Washroom/head | ⑪ Bar shelving | ⑰ Lateral shelving |
| ⑥ Aft cabin | ⑫ Port settee | ⑱ Chain locker |

ATTALIA 32

DECK LAYOUT

- ① Forward pulpit with bow lights
- ② Stemhead fitting with twin bow-rollers, chain stop, forestay chainplate, genoa tack chainplate
- ③ Forward mooring cleat
- ④ Spinnaker pole downhaul chainplate
- ⑤ Stanchion and wash-strake/toe-rail
- ⑥ Chainplates for lower shroud forward, upper shrouds and aft lower shrouds
- ⑦ 2 cheekblocks for mainsail halyard return and genoa
- ⑧ Genoa sheet track
- ⑨ Grabrail
- ⑩ 2-speed winch with cleat for genoa and mainsail halyards
- ⑪ 2-speed winch with cleat for genoa sheet
- ⑫ Aft mooring cleat
- ⑬ Chain locker with lockable cover
- ⑭ Forward cabin deck hatch
- ⑮ Downhaul eye
- ⑯ Mast step
- ⑰ Saloon deck hatch
- ⑱ 2 cheekblocks for spinnaker halyard, return and topping lift
- ⑲ Grabrail
- ⑳ Topping lift jammer
- ㉑ 2-speed winch with cleat for spinnaker halyard (optional)
- ㉒ Eye and jammer for spinnaker downhaul return
- ㉓ Cheekblock with jammer for genoa sheet return
- ㉔ Starboard cockpit locker
- ㉕ Helmman's seat forming life-raft stowage
- ㉖ Aft pulpit with stern light and life-buoy support
- ㉗ Backstay chainplate
- ㉘ Cockpit drainage scupper



ATTALIA 32

Engine

Engine (refer to price-list)
Single-lever control forward/reverse in the cockpit
Dashboard in cockpit includes :
Warning buzzer and indicator for oil pressure, water temperature and alternator charge indicators
Fuel gauge
Engine stifier
Foam soundproofing
Continual ventilation of the engine compartment by 2 air vents to the cockpit
Access to the engine through the companionway

Access to the engine through the aft cabin
Sea-water uptake quarter-turn cock in front of the engine
Diesel filter in front of the engine
Electric bilge pump
Two-bladed propellor

Also supplied

Epoxy-treated pig-iron keel
Strengthened alimentary-quality water supply hose
Waste-water drainage hose, is made of strengthened PVC
All the cocks are made of bronze with a spherical plug valve
Maintenance manual
2 winch handles

Running rigging

Jib halyard
Mainsail halyard
2 reef pendants
Mainsail clew
1 boom topping lift
1 mainsail downhaul
2 genoa sheets
1 mainsail sheet
Mast-mounted reefing winch
Pull-thru leads for optional spinnaker equipment
Pull-thru leads for the passage of the wires of electronic equipment

Standing rigging

Anodised aluminium boom and mast
Single level of spreaders on mast
Spinnaker pole track
1 forestay \varnothing 6 mm (0.236" in diam.)
2 forward lower shrouds \varnothing 6 mm (0.236" in diam.)
2 upper shrouds \varnothing 6 mm (0.236" in diam.)
2 aft lower shrouds \varnothing 6 mm (0.236" in diam.)
1 backstay \varnothing 6 mm (0.236" in diam.)
Backstay wheel turnbuckle
Stainless steel turnbuckles are fixed to stainless steel chainplates

Stainless steel chainplates are anchored through stratified reinforcements onto the deck and the hull

Navigation lights

Bow lights on forward pulpit
Stern light on aft pulpit
Masthead light

Rudder

Treated wooden rudder with stainless steel structure plates welded to the stock
Solid stainless steel stock \varnothing 38 mm (1.50" in diam.)
Stern post tube with bushings stratified onto the deck and hull and gudgeon with bushings on the skeg

Sails delivered

1 mainsail
1 medium genoa
1 storm jib
Sail bags

Optional extras

Lifting keel (L/K) version (refer to price-list)
Engine (refer to price-list)
Spinnaker fittings

Construction

ATTALIA 32's interior is teak-lined
Our sailboats are built using stratified polyester laid-up by hand

Jeanneau recommends **MOTUL**

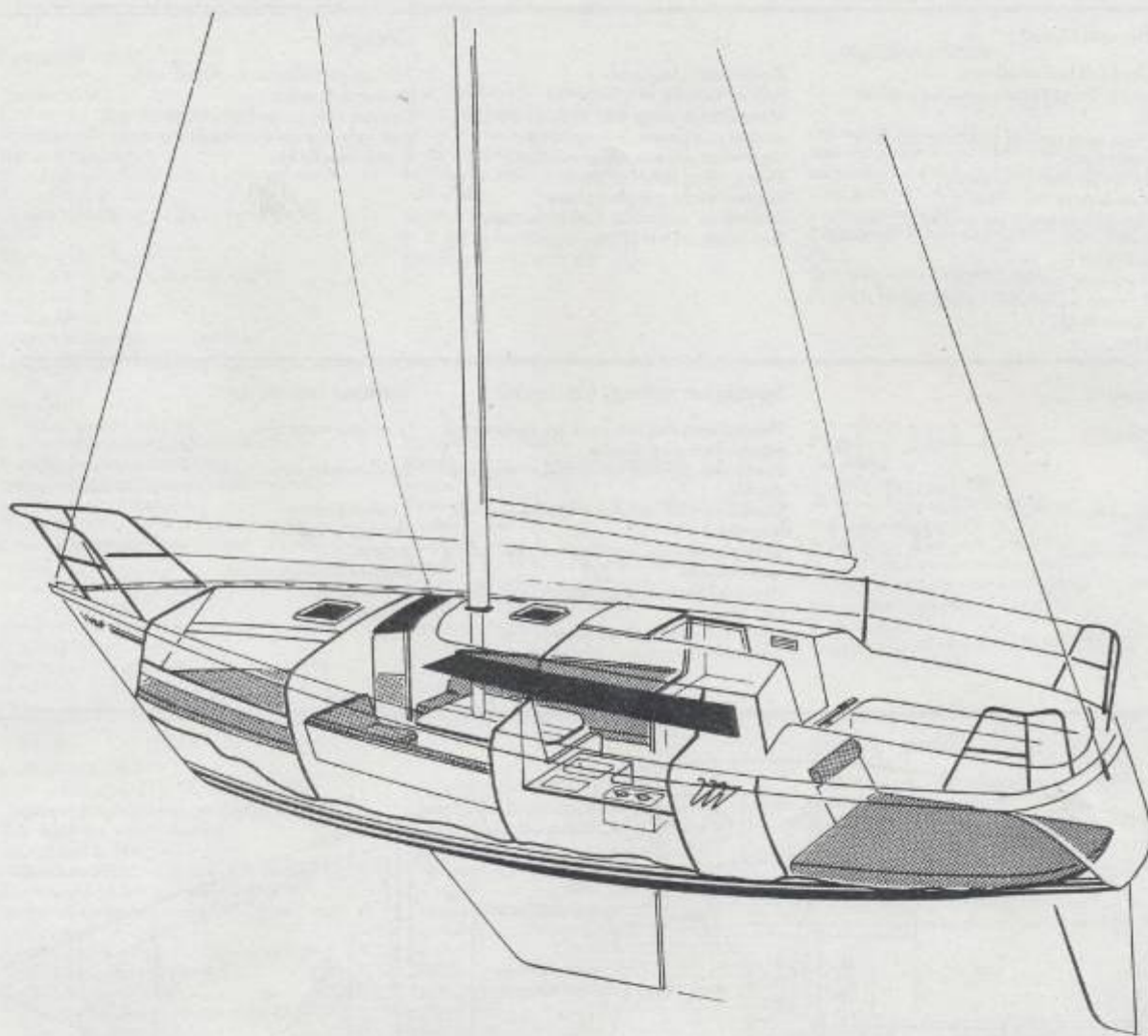
Dealer's stamp



 **Jeanneau**

BP 83, 85503 Les Herbiers Cedex, France. Tél: 51.91.06.10. Télex Batoja 711383 F

ATTALIA 32



 **Jeanneau**
