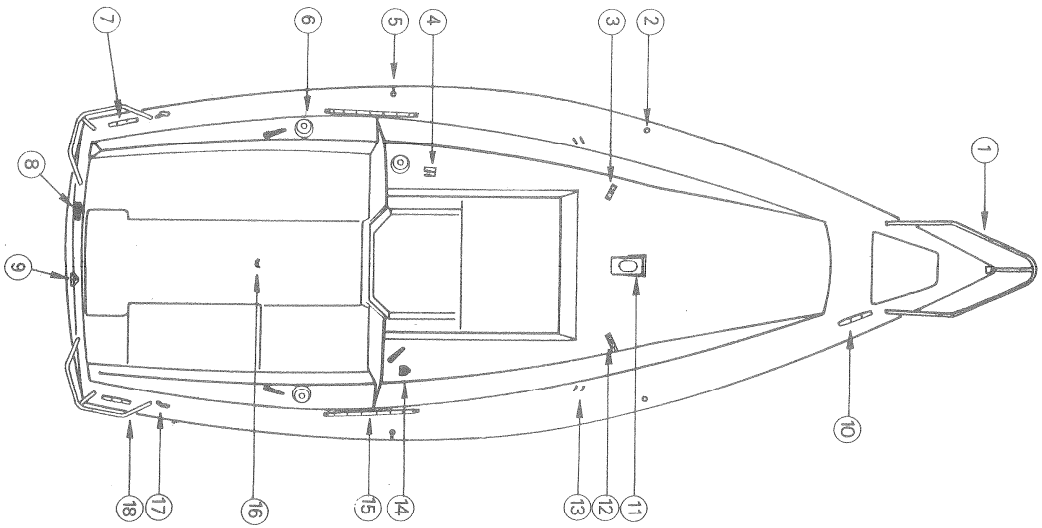


BAHIA

ENGLISH VERSION

SPECIFICATIONS

Length over all L.O.A. : 6.95 m (22' 9 1/2")
Hull length : 6.20 m (20' 4")
Waterline length : 5.50 m (18' 1/2")
Maximum Beam : 2.45 m (8')
Draught : 0.45 m/1.45 m (1'5 3/4" / 4'9")
Displacement : 800 kgs (1766 lbs)
Outboard Maximum power : 7.5 kw
French Merchant Marine Standard N° : 2269
Class : 4
Authorized N° of persons : 4/6
Tonnage : 2.77 Register tons



DECK FITTINGS

- 1 Pulpit
- 2 Stanchion
- 3 Halyard (return) cheek-blocks
- 4 Mainsail and genoa halyard jammers
- 5 Reaching-leg stanchion
- 6 Spinnaker and genoa sheet winch
- 7 Aft mooring cleat
- 8 Rowlock
- 9 Backstay chainplate
- 10 Forward mooring cleat
- 11 Mast step
- 12 Spinnaker downhaul and topping lift halyard eyelet and cheek blocks
- 13 Shrouds chainplates
- 14 Spinnaker boom downhaul and topping lift jammers
- 15 Jib track
- 16 Mainsheet chainplate
- 17 Spinnaker (return) turning-block bracket (or guard-fines depending on option*)
- 18 Pushpit

* Pushpit and spinnaker figure as optional extras.

SAIL PLAN

```

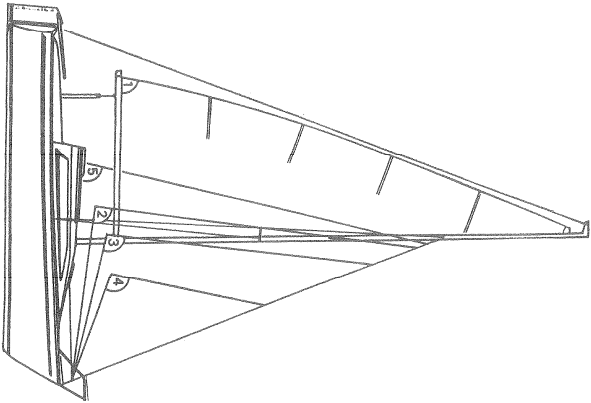
===== LUFF ==FOOT== LEECH ==LP=====AREA=====
1 MAINSAIL 7.42m 2.75m 5.27m 2.62m 11.5m2
2 JIB 6.12m 3.04m 4.17m 2.5m 8m2
3 JIB 1st Reef 5.2m 4.17m 5.5m2
4 STORM JIB 3.5m 1.93m 2.6m 1.4m 2.5m2
5 GENOA 6.3m 3.77m 5.89m 3.43m 10.8m2
6 SPINNAKER 6.3m 4.3m 6.3m 25m2
=====

```

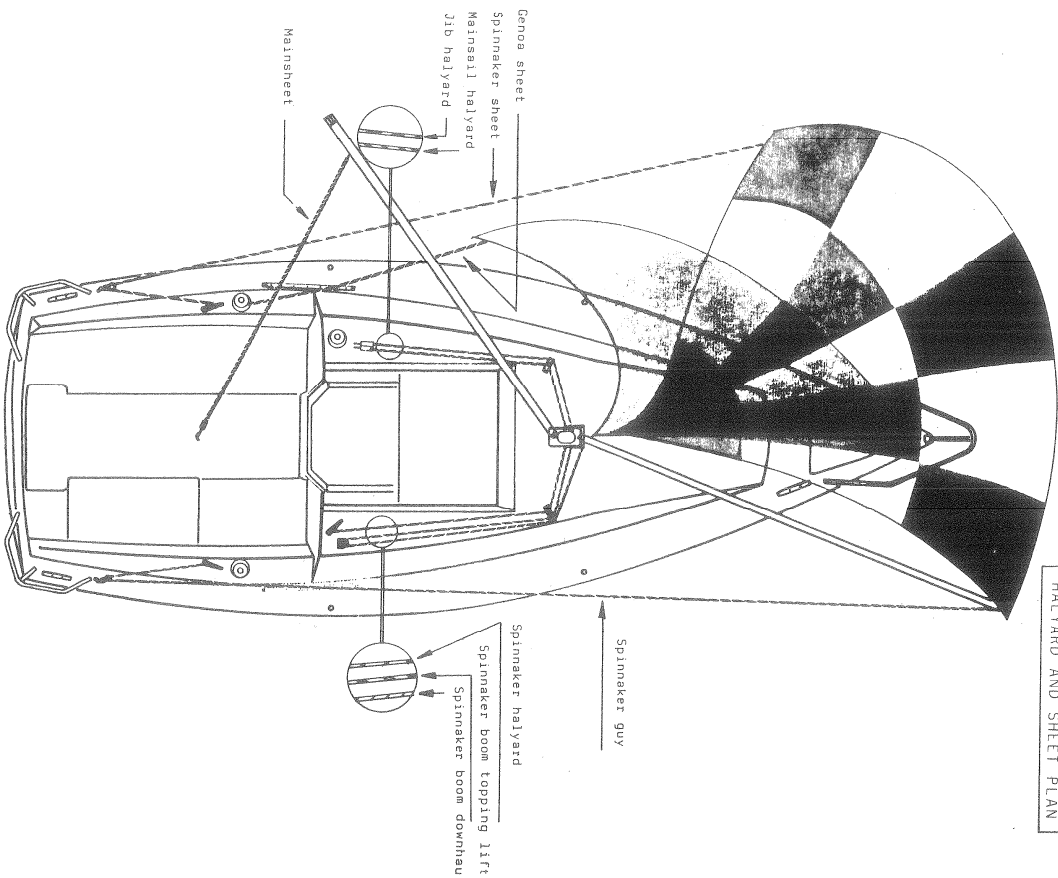
```

===== LUFF ==FOOT== LEECH ==LP=====AREA=====
1 MAINSAIL 24'4" 9' 124 sq.ft.
2 JIB 20'1" 9'11 1/2" 17'3 1/2" 8'7" 86 sq.ft.
3 JIB 1st Reef 17'1" 13'8" 59 sq.ft.
4 STORM JIB 11'6" 6'4" 8'6" 4'7" 27 sq.ft.
5 GENOA 20'8" 12'4" 19'4" 11'3" 116 sq.ft.
6 SPINNAKER 20'8" 14'1" 20'8" 269 sq.ft.
=====

```

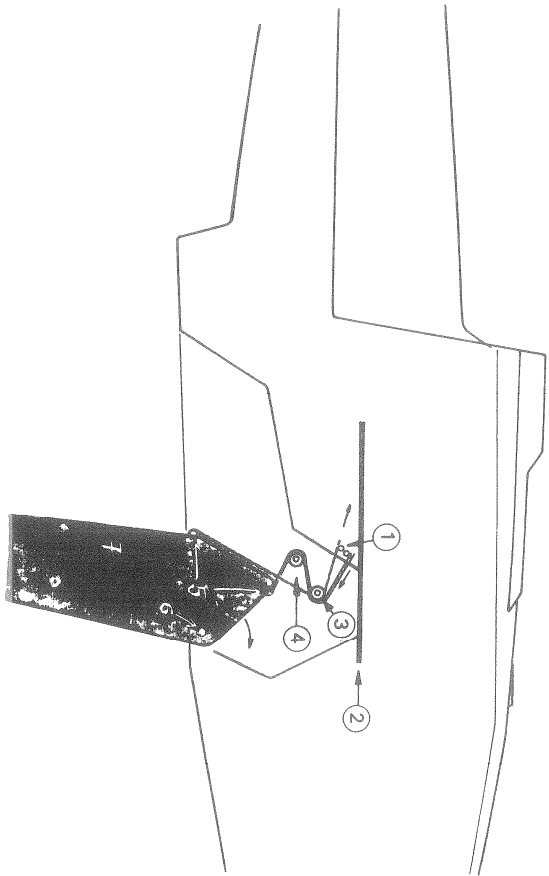


HALYARD AND SHEET PLAN



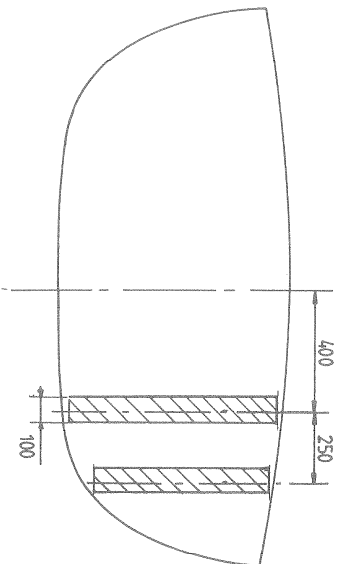
DROP KEEL MECHANISM

- 1 Drop keel blocking jammers
- 2 Plate
- 3 Raising pulley
- 4 Lowering pulley
- 5 Bracing brackets
- 6 Drop keel axle
- 7 Drop keel



OUTBOARD BRACKET

STRENGTHENING STRUTS ARE BUILT INTO THE AFT
TRANSOM TO STARBOARD FOR THE FITTING OF AN
OUTBOARD MOTOR BRACKET AS ON THE DRAWING
BELOW



WINCHES

The maintenance of winches must be carried out regularly. Here are a few hints which will allow you to keep your winches in good working order:

- 2 or 3 times each season, dismantle the drums, clean and grease them.
- At the end of the season, totally strip down, clean with petrol, grease them.

We advise your using white grease with Teflon.

This grease is particular in that it reduces friction and helps combat corrosion. It also has the advantage of being non-messy, non-toxic and bio-degradable.

MAINTENANCE AND OUT-OF-SEASON STORAGE

MAINTENANCE

Moving and mechanical parts must be regularly greased :
- Motor stop pull-knob
- Gear box cover and works
This should be carried out using products specially meant for marine use (White Teflon grease).
Keep battery terminals in good condition.
Strip down and clean fuel filter from time to time.
For mechanics, refer to the maker's handbook and consult your approved dealer or stockist.

HULL

A frequent cleaning of hull and deck should be observed using (non-abrasive) cleaning agents (such as MIR in France) and fresh water. Should yellow stains appear, these can be easily removed with a cleaner your dealer should be able to supply (such as SUPER DECAP in France). Be careful to rinse well.
For the hull, a yearly anti-fouling will avoid tiresome, time-consuming hull cleaning.
The GEL-COAT (exterior polyester) can be relied on to keep its appearance against difficult staining on the waterline, muriatic acid can be used, after allowing the acid to work for 10 minutes, rinse thoroughly. Polish can keep your boat looking new.
For repairs, see attached notes.
Should an immediate an lasting problem arise, you should consult your dealer or JEANNEAU S.A. directly.

OUT-OF-SEASON STORAGE

In the case of a lengthy storage, great care must be taken to :
- rinse with fresh water
- oil and grease all metal parts
If the boat is to remain afloat, close all sea-cocks and protect all those parts which might rub or scrape...
If the boat has a stuffing-box, it is wise to lightly tighten it so as to render it water-tight ; do not forget to readjust it before the next trip.

GOOD ADVICE AND CAREFUL MAINTENANCE REMAIN THE BEST GUARANTEE OF SAFE AND TROUBLE-FREE SAILING NEXT SEASON.

CARE OF POLYESTER (G.R.P.)

So that you may keep your boat looking as new, we have made available JEANNEAU factory constituents (parts and products) such as Gel-coat ; grey - yellow - etc.

INSTRUCTIONS FOR USE

PRECAUTIONS TO BE TAKEN :

Temperature between 15° C and 25° C (59 F and 77° F)
Dry

PROPORTIONS for polyester resin and Gel-coat :

Our products are preactivated. You need only to add the catalyst. (colourless liquid).
The usual proportion is 2 parts in 100 (2 %).
The pot-life (time product remains malleable) is about half an hour, hardening is complete after ten hours or so.

PROCEDURE :

To fill a dent or scratch, clean over the surface with acetone, if necessary rub down beforehand.
Prepare the amount of gel-coat necessary, preferably on a pane of glass. To apply, use a spatula or sharp instrument.
Apply a liberal coat with a view to rubbing down with a wet/dry abrasive and to polishing to obtain a shiny surface.
For minor retouching to smooth surfaces, simply apply a strip of sticky tape to the fresh gel-coat, then remove it after hardening to obtain a shiny surface.

STORAGE :

So that they keep, you should keep the constituents in a cool, dry place away from light.
Polyester is inflammable, take the necessary precautions.
BEMARE ! The catalyst is a dangerous product. Keep out of reach of children, keep clear of skin and mucus areas. In case of contact, wash thoroughly in soapy water and rinse well.

CLEANING :

Use acetone to clean all utensils.

EVER AT YOUR SERVICE

JEANNEAU AFTER-SALES SERVICE

It is stipulated that this document is not contractual and that the information given herein is merely guidance ; we reserve the right to modify the specifications of boats without prior notice.



OWNER SERVICE RECORD